

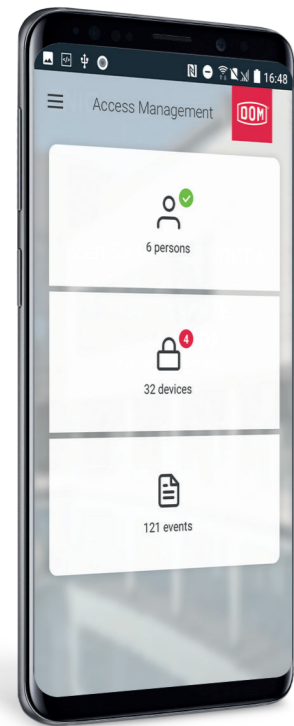


# Managing your ENiQ<sup>®</sup> Security Ecosystem

App

# Managing your ENiQ® Security Ecosystem

ENiQ® APP



## ENiQ® App

Use your Android smartphone to program and manage your entire locking system.

You no longer need computers, servers and software to get full control and insights of your ENiQ® Security Ecosystem: Just grab your Android smartphone!

The ENiQ App is not only quick and easy to use, it is also packed with

advanced features. With the ENiQ® App, you can access and programme every individual ENiQ® access device and transponder.

Thanks to the user-friendly interface, you always have a complete overview of your digital locking system.

## Features

- NFC (Near Field Communication) & BLE (Bluetooth low Energy) for programming ENiQ access control devices and transponders
- **A SOLUTION FOR ALMOST EVERY DOOR SITUATION** - Manage all digital cylinders, handles, furniture locks and wall readers from the ENiQ App
- Manage up to 100 doors and 500 people (transponder)
- **LOCAL APPLICATION** - All data is stored on your smartphone
- **INDIVIDUAL ACCESS AUTHORISATIONS** - assign one-time or permanent access rights by date, weekday and time
- **WEEKLY SCHEDULE** - Use up to 4 different time intervals per weekday and week schedule. Create up to 15 individual weekly plans according to which your employees should be granted access
- **SPECIAL ACCESS CONTROL FUNCTIONS** - Use the Permanent Open function to grant your guests access to your occupied reception area without transponders
- **MULTI-USER MODE** - Allow your visitors to book a locker to keep their valuables safe during their stay
- **BACKUP FUNCTION** - Create a backup of your app data and transfer it to a PC or laptop. In case of smartphone loss or replacement, you can easily transfer the data to your new smartphone
- **SMARTPHONE LOSS** - Lock your smartphone by withdrawing your Google ID for this smartphone.

## Using the ENiQ® App

The ENiQ® app gives you all the control and insight of your system, without the need for a pc or separate network to connect to all the devices.

It's a perfect solution for small and middle sized companies, with up to 100 doors and up to 500 users that need permissions.

Setting up the ENiQ® app is as easy as installing any app on your Android

phone: Just download it in the Play-store and go! After that, you are ready to add your ENiQ® access devices and transponders to the app and to set up your entire ENiQ® Security Ecosystem.

The ENiQ® App will then communicate with access devices via Near Field Communication (NFC) or Bluetooth

Low Energy (BLE) via radio.

You can create different scenarios and specifically give out authorisations to users. Programming temporary permissions that expire automatically, for instance for temporary workers, is also one of the possibilities.





# Managing your ENiQ® Security Ecosystem

## ENIQ APP

Every change you make in access authorisation in your app is transferred to the access devices (Data on Device) or programmed on the transponder (Data on Card).

The access devices can be programmed via the NFC interface, mostly located on the backside of your smartphone or with Bluetooth Low Energy (BLE) via radio. To program a transponder, you hold it close to the

NFC antenna of the smartphone, so that the app can read and write it. You can choose by yourself, if you prefer to program the devices or the transponders, to manage your system most efficient. You can easily switch between both administration methods in the settings of the app at any time.

Simultaneously, all events stored in the access devices are directly shared with your app. This gives you total

control and insight of your entire ENiQ® Security Ecosystem from the palm of your hand.

If a user loses his/her transponder, you can simply block it in the app and replace it with a new one.

By programming the access devices, you transfer the information of the blocked transponder to the devices, which will now block it. The app

informs you exactly, which devices you have to program. An example of ENiQ® use would be using the transponder for an employee. For example: your cleaner, who has their own transponder with specific access hours, is running late today. He calls to inform you of this. Simply open your ENiQ® app, and give new authorisations of the cleaner's transponder for this

night. This way, he still has access, even though its later than his usual access hours. By programming the access devices, and the authorisations are now changed for tonight.

The next day everything automatically changes back to normal.

All you need is an Android smartphone.



### ENiQ® App in a nutshell

- Smaller buildings
- Up to 100 access points
- Up to 500 users
- App
- No network needed




You're in full control of who has access to where and when.



Make every door a digital access point, without any wiring.



Create temporary transponders for visitors.



Just as easy as any other app.

# Managing your ENiQ® Security Ecosystem

ENIQ APP

## Digital solutions

Three important advantages of digital solutions.

When it comes to security systems, your main options are either digital or mechanical solutions. So why choose a digital security system such as ENiQ®? When compared to mechanical systems, three main benefits set digital solutions apart:

### CONTROL

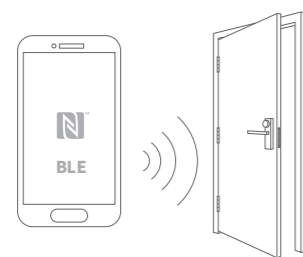
Your digital ENiQ® access devices store and share all sorts of data, giving you more (real-time) insights in your organisation, as well as giving you a far greater level of control over your security system.

### FLEXIBILITY

Making changes in your digital security system does not require a specialist to order new keys or to manage the rent of existing mechanical keys of your system between your employees. You can easily create as many new transponders as you like or add new devices as your object change. A lost key also no longer requires you to change locks anymore: A programming action and your system is secure again.

### EASE OF USE

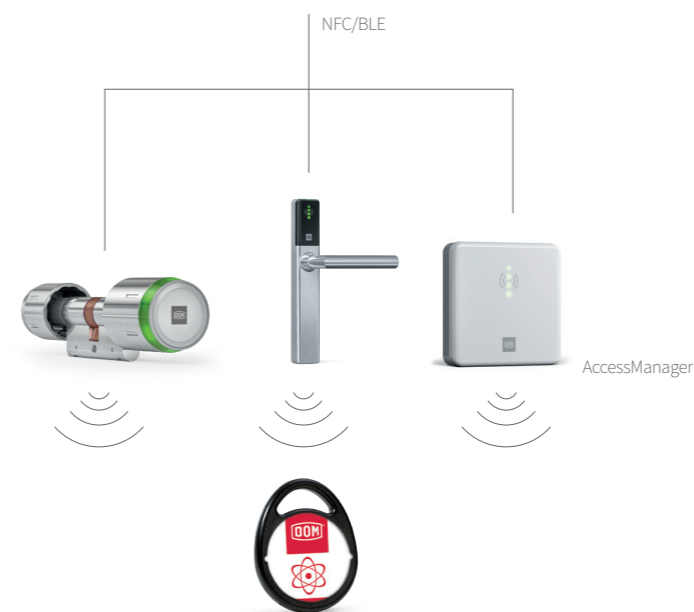
Every solution in your ENiQ® system is designed to be as easy as possible, with simple installation process and user-friendly steps to use each functionality of your app, even when you are not a specialist.



## Programming method ENiQ® App

**Data on Device:** Program the access authorisations into the access devices, which read out the identifier of the transponder and check its' authorisations on the devices' memory.

**Data on Card:** The access authorisations will be written by the smartphone into the memory of the transponder. The access devices read out the identifier and access authorisations stored in the memory of the transponder.



## ENiQ® App in a nutshell

### 1. WIRELESS INSTALLATION

No cables needed for most products, especially not in the door.

### 2. SOFTWARE

Easy to install app. Be in full control. Worrying about your master-key system is a thing of the past.

### 3. FULL MANAGEMENT EXPERIENCE

You are in full control of who has access to what areas, at what time and for what period.

### 4. SEAMLESS USER EXPERIENCE

Users can access anything they need to in your building, fast and cost efficient. This feels safe, without feeling restricted in movement.



# A seamless ecosystem of solutions

Create tailor-made security for your building.

DOM ENiQ® offers different ways of managing your security system, which gives you the freedom to create a security experience that best suits

your organisation. Whatever way you choose to manage and organise your system, the ENiQ® Security Ecosystem is your solution.

Your expert safety advisor:

#### DOM-SECURITY SA

20 Rue de l'Arc de Triomphe  
75017, Paris  
France

T +33 (0)1 - 46 22 09 00

E [contact@dom-security.com](mailto:contact@dom-security.com)

---

#### (YOUR DOM OFFICE NAME HERE)

(Your DOM office address here)

T (your DOM office phone here)

E (your DOM office email here)

---

#### DOM SECURITY - EXPORT DEPARTMENT

##### DOM-METALUX S.A.S.

47 bis Rue Jeanne d'Arc  
52115 SAINT-DIZIER cedex  
France

T +33 (0)3 - 25 05 86 30

F +33 (0)3 - 25 56 62 61

E [export@dom-europe.fr](mailto:export@dom-europe.fr)

---

[WWW.DOM-SECURITY.COM](http://WWW.DOM-SECURITY.COM)