




	Model	Air flow (m <sup>3</sup> /h)	Max. load of dust (g/m <sup>3</sup> )	Release rate (mg/m <sup>3</sup> )	Filter element	APPLICATIONS
	<b>Neumatic® JK unit</b>	300 600	30	1	Cartridge	Discontinuous process - Dust filtration
	<b>Neumatic® JK</b>	300 1000	5	1	Cartridge	Discontinuous process - Dust filtration
	<b>Neumatic® JE</b>	600 4500	1000	5	Pocket	Continuous process - Sawdust and dust filtration